

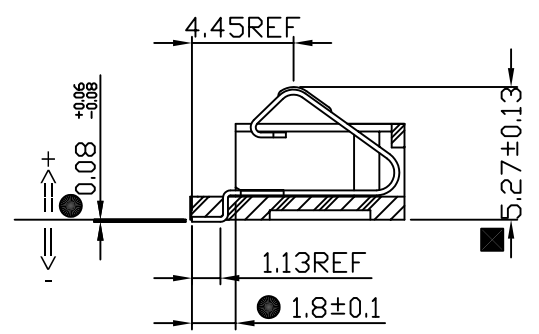
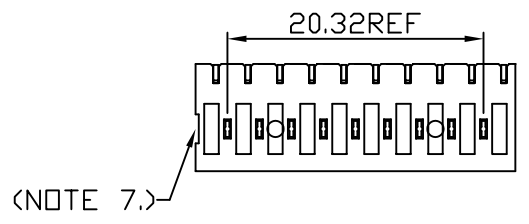
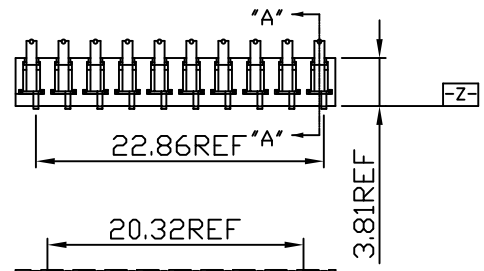
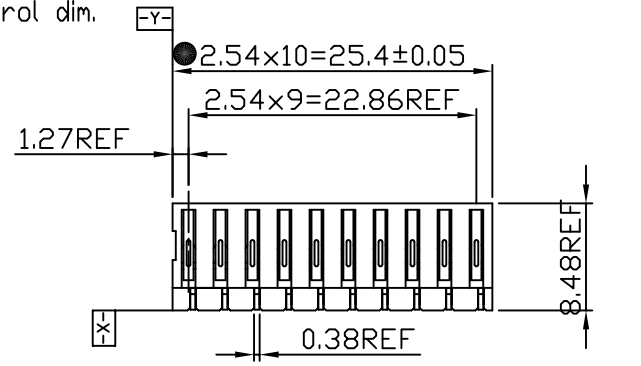
THESE DRAWINGS AND SPECIFICATIONS ARE THE SOLE PROPERTY OF ADVANCED CONNECTION TECHNOLOGY INC. AND SHALL NOT BE REPRODUCED, COPIED, OR USED IN ANY MANNER WITHOUT THE PRIOR WRITTEN CONSENT OF ADVANCED CONNECTION TECHNOLOGY INC. OR ITS AFFILIATED SUBSIDIARIES.

CAD FILE: S1000100A

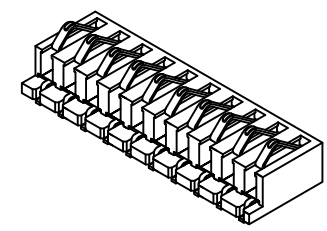
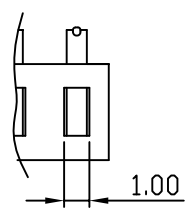
REV.	DESCRIPTION	DWG		APPROVED	
		NAME	DATE	NAME	DATE
AA	RELEASED	Janice	02/27/2007	Venky	02/27/2007
AB	ECN:DC0802004	Ray	02/13/2008	Venky	02/13/2008

△

- ◆ Assembly dim.
- Functionally dim.
- Control dim.



SECTION "A"- "A" 2:1



NOTES:

1. MATERIAL, HOUSING: LCP, UL94V-0, BLACK.
CONTACT: PHOSPHOR BRONZE.
2. FINISH, CONTACT: GOLD 3u" ON CONTACT AREA,
Sn ON SOLDERING AREA, Ni ALL OVER.
3. MAX ALLOWABLE BOW: TOP/BOTTOM: 0.10mm
SIDE/SIDE: 0.10mm
4. ALL IDENTIFICATION MARKS SHALL NOT APPEAR ON SURFACE A
5. PLEASE PUT LOT DATE, QUANTITY AND CUSTOMER P/N ON THE OUT CARTON
6. CUSTOMER P/N: SUB-ASP-113123-03 △
7. THE GATE CAN BE EITHER IN THE RIGHT SIDE OR LEFT SIDE. AND THE DEPTH OF IT SHOULD BE 0.254mm
8. BURR ALLOWANCE : 0.038MAX.
9. MINIMUM PUSHOUT FORCE : 1LB
10. IF THERE ARE MORE THAN ONE P/N IN A BOX, PLEASE SEPARATE THE DIFFERENT PARTS IN THE DIFFERENT BAGS.
11. PLEASE PUT 5PCS SAMPLE FROM EVERY CAVITY IN A SEPERATE TUBE & DON'T WRAP THIS TUBE.
12. PLEASE PUT THE LABEL THAT HAS CUSTOMER P/N ON EACH TUBE.

Approval Signature

INTENDED USE: +USSAM		ACT Advanced Connection Technology Inc. TAIWAN, R.O.C. TEL: 886-2-88091060			
GENERAL DIMENSION		TITLE: "G" SINGLE INTERFACE BEAM(LC)		DRAWN: Ray 02/13/2008	
XX±0.25	X.X±0.15	DWG NO: 800-10001-00		CHECKED: Howard 02/13/2008	
X±0.20	.XX±0.10	REV. AB		APPROVED: Venky 02/13/2008	
UNIT: mm		SCALE: NONE		SHEET 1 OF 2	
		NAME		DATE	

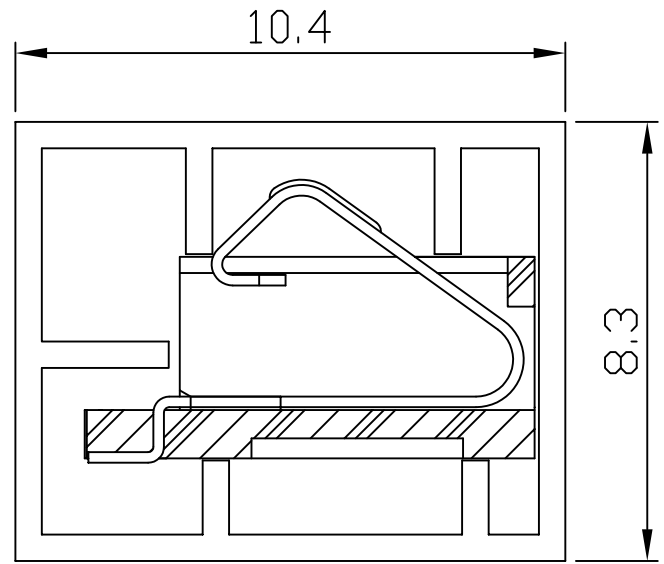
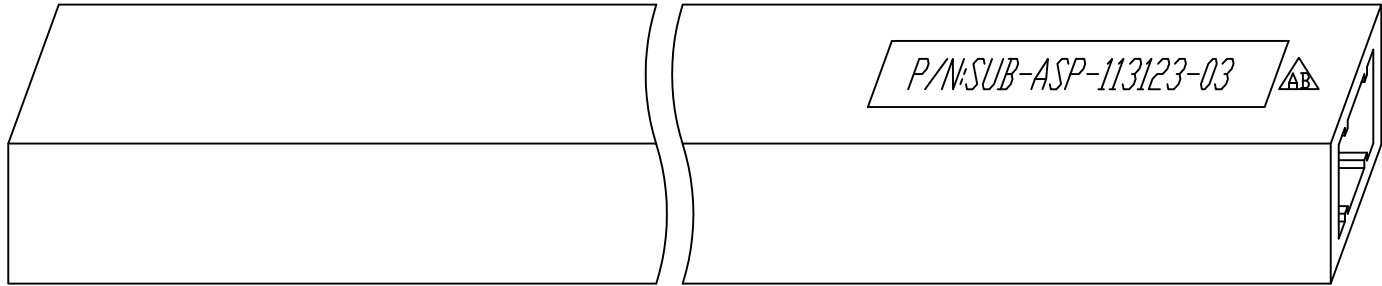
THESE DRAWINGS AND SPECIFICATIONS ARE THE SOLE PROPERTY OF ADVANCED CONNECTION TECHNOLOGY INC. AND SHALL NOT BE REPRODUCED, COPIED, OR USED IN ANY MANNER WITHOUT THE PRIOR WRITTEN CONSENT OF ADVANCED CONNECTION TECHNOLOGY INC. OR ITS AFFILIATED SUBSIDIARIES.

CAD FILE: S1000100B

REV.	DESCRIPTION	DWG		APPROVED	
		NAME	DATE	NAME	DATE
AA	RELEASED	Janice	02/27/2007	Venky	02/27/2007
AB	ECN:DC0802004	Ray	02/13/2008	Venky	02/13/2008

△AB

- ◆ Assembly dim.
- Functionally dim.
- Control dim.



NOTES:

1. THICKNESS OF MATERIAL >0.5mm
2. LENGTH :56cm
3. 20 PCS/TUBE

Approval Signature

INTENDED USE: +USSAM		ACT Advanced Connection Technology Inc. TAIWAN, R.O.C. TEL: 886-2-88091060			
GENERAL DIMENSION		TITLE: "G" SINGLE INTERFACE BEAM(LC) 10pin		DRAWN: Ray 02/13/2008	
XX±0.25	X.X±0.15	DWG NO: 800-10001-00		CHECKED: Howard 02/13/2008	
X±0.20	.XX±0.10			APPROVED: Venky 02/13/2008	
		UNIT: mm	SCALE: NONE	SHEET 2 OF 2	NAME DATE