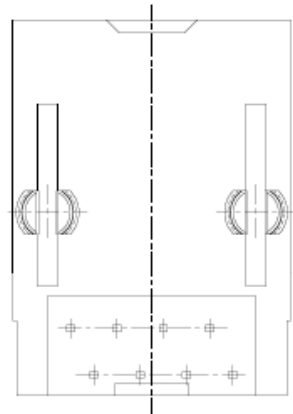
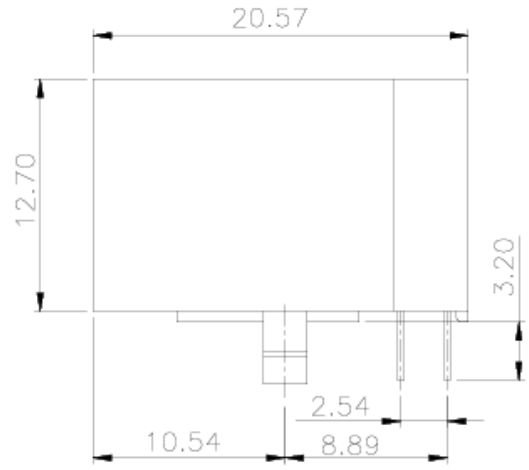
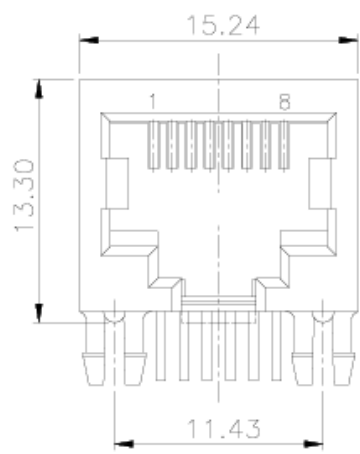


THESE DRAWINGS AND SPECIFICATIONS ARE THE SOLE PROPERTY OF ADVANCED CONNECTION TECHNOLOGY INC. AND SHALL NOT BE REPRODUCED, COPIED, OR USED IN ANY MANNER WITHOUT THE PRIOR WRITTEN CONSENT OF ADVANCED CONNECTION TECHNOLOGY INC. OR ITS AFFILIATED SUBSIDIARIES.

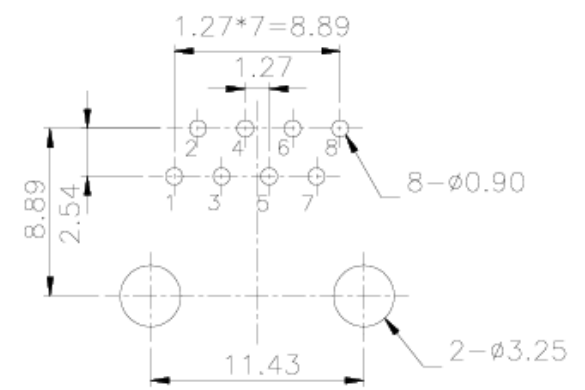
CAD FILE: XS0088103a

REV.	DESCRIPTION	DWG		APPROVED	
		NAME	DATE	NAME	DATE
X01	PRDTOTYPE	penny	2008/02/26	ahua	2008/02/26

- 1 ◆ Assembly dim.
- 2 ■ Functionally dim.
- 3 ● Control dim.



PCB LAYOUT/TOP VIEW



MATERIALS:  
 PLASTIC HOUSING: ENGINEERING THERMOPLASTIC  
 FLAMMABILITY RATING UL 94V-0.  
 CONTACTS: 0.35mm THICKNESS PHOSPHOR BRONZE  
 PLATING: GOLD PLATING OVER NICKEL IN CONTACT.  
 TIN PLATING OVER NICKEL IN SOLDER AREA.

Approval Signature

INTENDED USE: ACT					
GENERAL DIMENSION		TITLE: SIDE ENTRY PCB JACK		DRAWN: penny 2008/02/26	
X±0.5	.XX±0.3	DWG NO: 325-00881-03		CHECKED: ahua 2008/02/26	
X.X±0.4		REV: X01		APPROVED: Hunter 2008/02/26	
		UNIT: mm	SCALE: NONE	SHEET 1 OF 1	NAME DATE