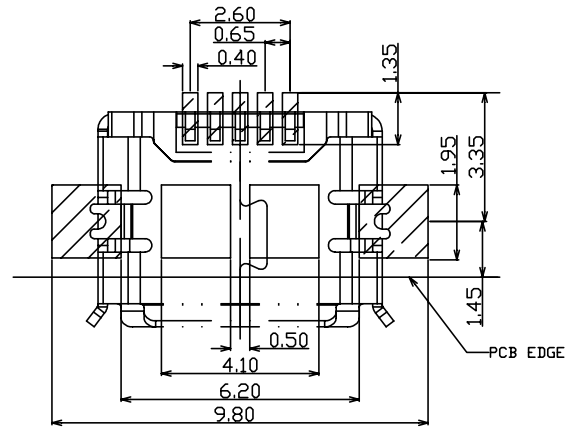
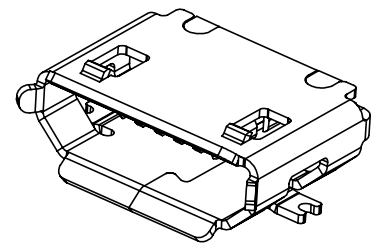
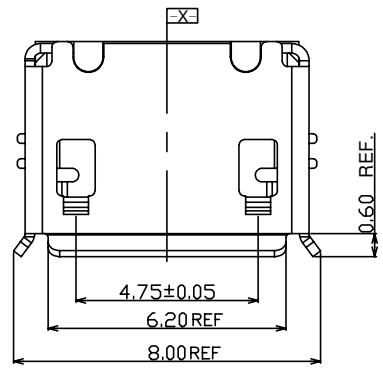


THESE DRAWINGS AND SPECIFICATIONS ARE THE SOLE PROPERTY OF ADVANCED CONNECTION TECHNOLOGY INC. AND SHALL NOT BE REPRODUCED, COPIED, OR USED IN ANY MANNER WITHOUT THE PRIOR WRITTEN CONSENT OF ADVANCED CONNECTION TECHNOLOGY INC. OR ITS AFFILIATED SUBSIDIARIES.

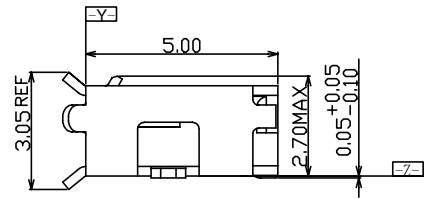
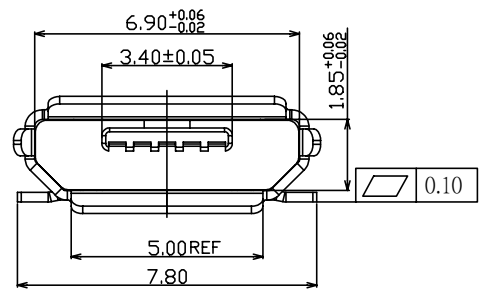
CAD FILE: S0510200a

| REV. | DESCRIPTION | DWG | | APPROVED | |
|------|-------------|--------|------------|----------|------------|
| | | NAME | DATE | NAME | DATE |
| AA | RELEASED | Memory | 2007/08/30 | Hunter | 2007/08/30 |

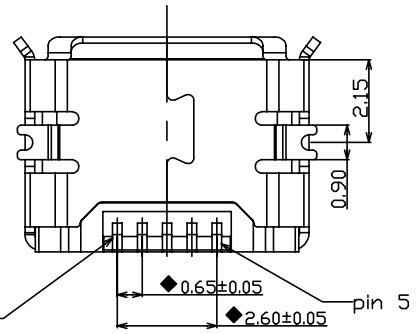
- ◆ Assembly
- Function
- Control



RECOMMENDED PCB LAYOUT(TOP VIEW)
GENERAL TOLERANCES: ±0.05



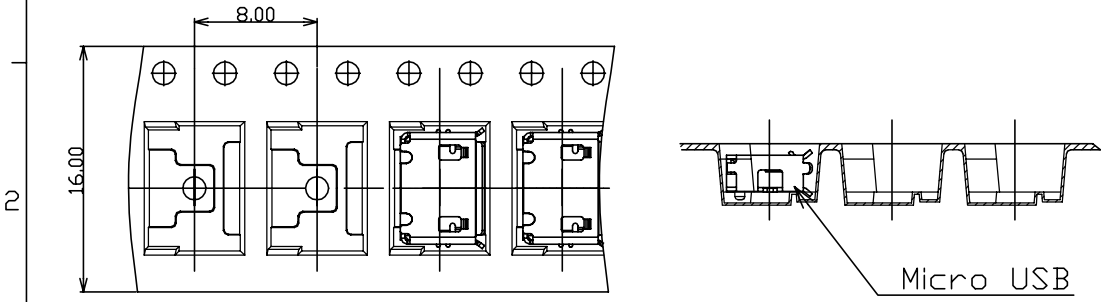
- NOTES:
- MECHANICAL:
MATING FORCE: 35N MAX.
UNMATING FORCE: 10N MIN. INITIAL.
8-20N AFTER 10000 CYCLES.
DURABILITY: 10000 CYCLES MIN.
 - ELECTRICAL:
CURRENT: 1.0A
VOLTAGE: 30V MAX
WITHSTANDING VOLTAGE: 100V AC
CONTACT RESISTANCE: 30MΩ MAX INITIAL;
40MΩ MAX AFTER 10000 CYCLES
INSULATION RESISTANCE: 100MΩ MIN
 - ENVIRONMENTAL
OPERATING TEMPERATURE RANGE -30°C ~ +80°C
 - PRODUCT SPEC: SP-MICRO USB
 - PLATING :
CONTACT: NI UNDER PLATING.
AU PLATING ON CONTACT AREA.
SHELL: NI UNDER PLATING
 - MATERIAL:
HOUSING: HIGH THERMOPLASTIC MATERIAL, UL94V-0, BLACK.
CONTACT: COPPER ALLOY
SHELL: STAINLESS STEEL



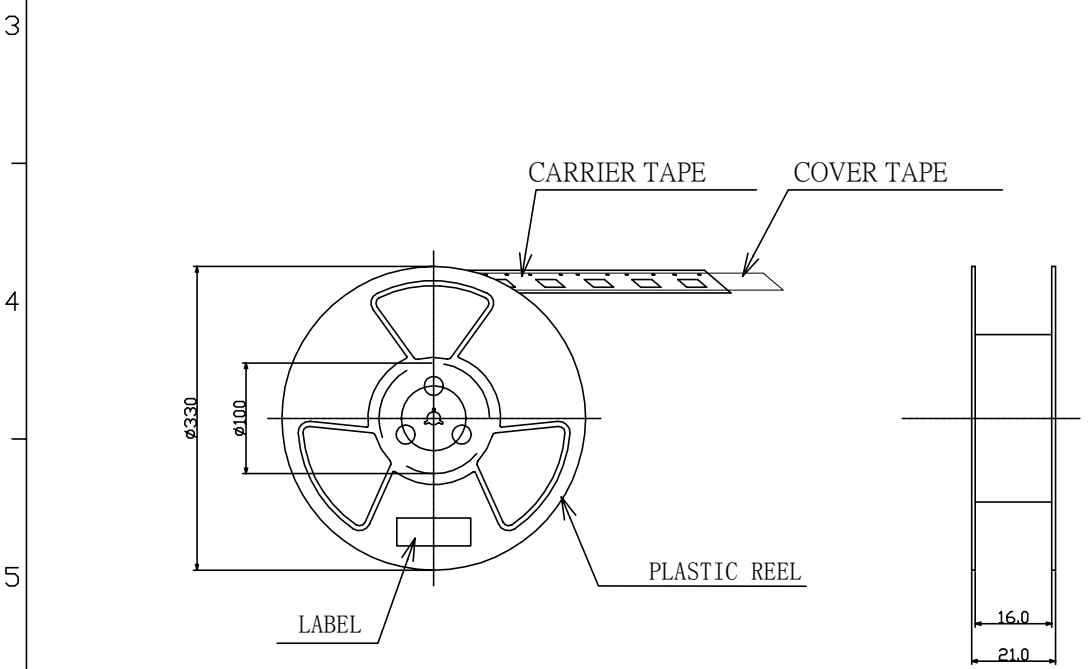
Approval Signature

| | | | | | |
|----------------------|--|--|--|-----------------------------|--|
| INTENDED USE: ACT | | ACT Advanced Connection Technology Inc. TAIWAN, R.O.C. TEL: 886-2-88091060 | | | |
| GENERAL DIMENSION | | TITLE: Micro USB B Type Female(SMT TYPE) | | DRAWN: Memory 2007/08/30 | |
| X±0.30 .X±0.20 | | DWG NO: 305-05102-00 | | CHECKED: Knight 2007/08/30 | |
| .XX±0.15 .XXX±0.05 | | REV: AA | | APPROVED: Hunter 2007/08/30 | |
| UNIT: mm | | SCALE: NONE | | SHEET 1 OF 2 | |
| | | NAME | | DATE | |

- AA
- ◆ Assembly
 - Function
 - Control



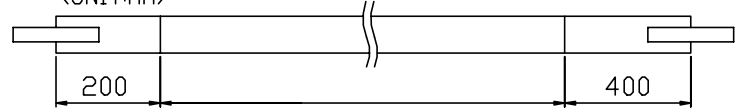
TAPE RUNNING DIRECTION



NOTE:

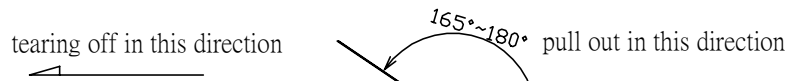
1. packing prepare leader and empty, detail as below

(UNIT:mm)



tail(empty) with connector leader(empty)

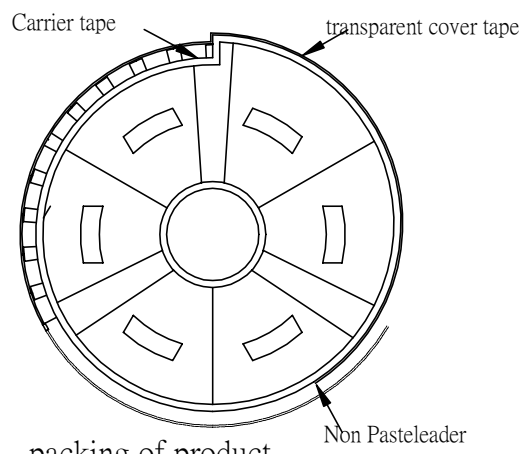
2. force of tearing off top tape 15-80 gf



3. Quantity----Plastic reel about 1800pcs.

4. top cover tape should be limited in area of plastic tape .

5. Edge of rolling up should be adhered the top cover tape to the side of roll an adhesive tape.



packing of product

| | | | | | |
|----------------------|----------|--|--|-----------------------------|--|
| INTENDED USE: ACT | | ACT Advanced Connection Technology Inc. TAIWAN, R.O.C. TEL: 886-2-88091060 | | | |
| GENERAL DIMENSION | | TITLE: Micro USB B Type Female (SMT TYPE) | | DRAWN: Memory 08/30/2007 | |
| XX±0.30 | X±0.15 | DWG NO: 305-05102-00 | | CHECKED: Knight 08/30/2007 | |
| X±0.20 | .XX±0.10 | REV: AA | | APPROVED: Hunter 08/30/2007 | |
| UNIT: mm | | SCALE: NONE | | SHEET 2 OF 2 | |
| | | NAME | | DATE | |