

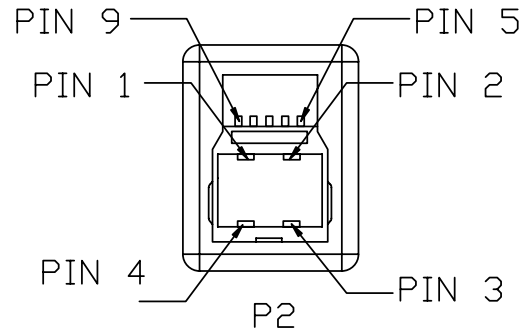
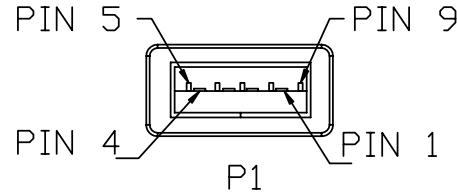
THESE DRAWINGS AND SPECIFICATIONS ARE THE SOLE PROPERTY OF ADVANCED CONNECTION TECHNOLOGY INC. AND SHALL NOT BE REPRODUCED, COPIED, OR USED IN ANY MANNER WITHOUT THE PRIOR WRITTEN CONSENT OF ADVANCED CONNECTION TECHNOLOGY INC. OR ITS AFFILIATED SUBSIDIARIES.

CAD FILE: XS0000022a

REV.	DESCRIPTION	DWG		APPROVED	
		NAME	DATE	NAME	DATE
X01	RELEASED	shadow	05/29/2008	Dodo	05/29/2008



- ◆ 裝配
- 功能
- 控制

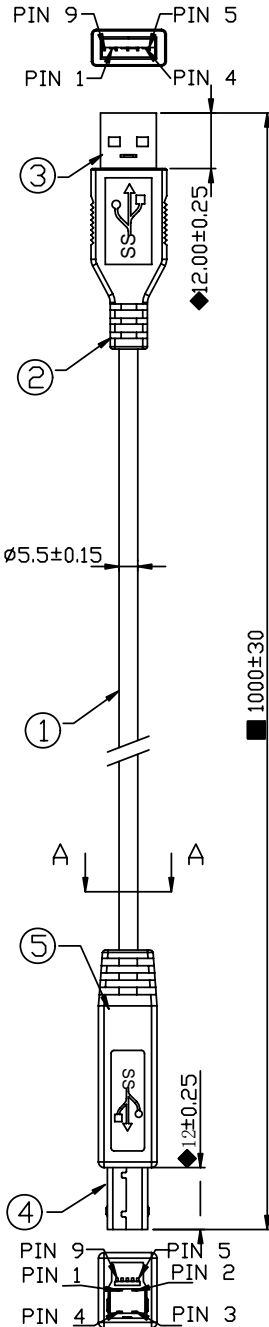


Notes:

1. Any open, miswiring short and intermittent are not permitted.
2. HI-POT Test: AC 300V/1S
3. Insulation resistance: 10 MOHMS(Min)  
DC 200V/10ms

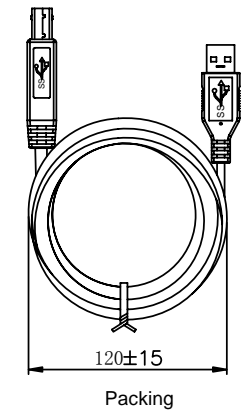
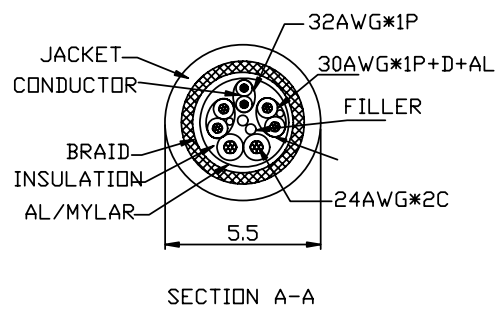
⑥	191600-0-007	MINI TIE+IRON BLACK	M	0.12	
⑤	1500-000-481	S.R for 3.0 USB B/ MALE 65P BLUE	PC	1	(0001-651-012)
④	301-09002-00	3.0 USB B TYPE MALE 9P	SET	1	
③	301-09001-00	3.0 USB A TYPE MALE 9P	SET	1	
②	1500-000-482	S.R for USB A type 65P BLUE	PC	1	(0001-651-012)
①	05080-00-006	3.0 USB #30#1P+#24#W#2C+<#30#1P+D+AL#2C+AE# BLUE PVC OD=5.5	M	1.0	
ITEM	P/N REQ'D	DESCRIPTION	UM	Q'TY	

P2



WIRING

P1	FUNC.	COLOR	P2
1	Vcc	RED	1
2	D-	WHITE	2
3	D+	GREEN	3
4	GND	BLACK	4
5	SDP1-	BLUE	5
6	SDP1+	YELLOW	6
7	GND	SDP1_DRAIN SDP2_DRAIN	7
8	SDP2-	PURPLE	8
9	SDP2+	ORANGE	9
Shell	-	Braid	Shell



Approval Signature

INTENDED USE: ACT	Advanced Connection Technology			
GENERAL DIMENSION X.±1	TITLE: CABLE ASS'Y,3.0REV USB A/M TO USB B/M	DRAWN: Shadow	05/29/2009	
XX.±2	DWG NO: 900-0000-022 X01	CHECKED: James	05/29/2009	
	REV.:	APPROVED: Dodo	05/29/2009	
	UNIT: mm	SCALE: NONE	SHEET 1 OF 1	NAME DATE